

“Oh that my words were written! Oh that they were inscribed in a book!” Job 19:23

### **Curriculum Intent- English.**

*Our English curriculum nurtures a passion and love of literature from a range of cultures, with the ambition to give all our students the ability to speak, read and write confidently. Our students’ foundational knowledge is purposely built into their study of a range of well-considered texts from across history; we challenge students through a wealth of opportunities to read and write about a range of diverse voices and experiences.*

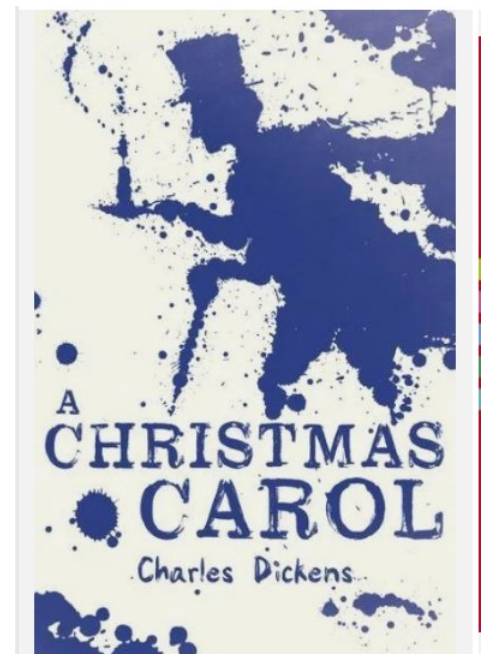

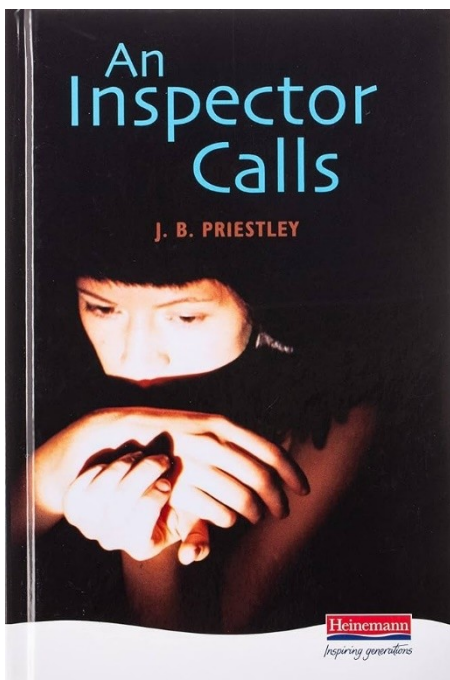
*Our curriculum is specifically designed to complement the school’s pastoral vision to develop compassionate, empathetic, well-rounded citizens. We have crafted schemes that promote reading texts in their entirety, alongside extended independent work and the regular expression of critical opinions. These ensure that students leave as confident, resilient and employable individuals.*

### **KS4**



At KS4, the department teach the AQA GCSE in both English Language and English Literature. The rigorous course we provide ensure that students are given every opportunity to be well-equipped for their final GCSE examinations.

Our well-rounded choices of set-texts ensure students gain an appreciation of how writers of both non-fiction and fiction achieve their intentions, while supporting them to achieve their intentions as writers of fiction and non-fiction themselves.

Students are expected to have their own copies of each of the Literature texts below to help support their study and revision.



Below is an outline of the units of work, set texts, and some recommended links to sites that will help support students with these different areas of study:

English Language	English Literature
<p>Paper 1: Explorations in creative reading and writing.</p> <p>Students study a range of fiction extracts, exploring how writers use language and structure for their intended effect. Students also learn to appreciate and evaluate differing readers' opinions on characters and events crafted by writers.</p>  <p>Links to support study:  <a href="#">Language Methods</a>  <a href="#">Structural methods</a>  <a href="#">Past Papers</a>  <a href="#">English Language Paper 1 Walkthrough</a></p>	<p>Paper 1: Shakespeare- Macbeth.</p> <p>Students study this tragedy, exploring how Shakespeare uses language to present his characters and themes. Students also learn about the time in which Shakespeare was writing, identifying potential messages the writer makes about his world through his text.</p> <p>Links to support study:  <a href="#">Macbeth- BBC Bitesize- Plot</a>  <a href="#">Macbeth- Key characters</a>  <a href="#">Macbeth- Key themes</a>  <a href="#">Macbeth- 10 key quotations.</a>  <a href="#">Macbeth- context and messages.</a></p> <p>Paper 1: The 19<sup>th</sup> century Novel- A Christmas Carol.</p> <p>Students study this moralistic story, exploring how Dickens uses language to present his characters and themes. Students also learn about the time in which Dickens was writing, identifying potential messages the writer makes about his world through his text.</p> <p>Links to support study:  <a href="#">A Christmas Carol- BBC Bitesize- Plot</a>  <a href="#">A Christmas Carol- Key characters</a>  <a href="#">A Christmas Carol- Key themes</a>  <a href="#">A Christmas Carol- 10 key quotations</a>  <a href="#">A Christmas Carol- context and messages</a></p>
<p>Paper 2: Writers' viewpoints and perspectives.</p> <p>Students study a range of non-fiction extracts from the 19<sup>th</sup> to 21<sup>st</sup> century, exploring how writers use language for their intended effect. Students also learn to compare both basic and complex similarities and differences across two texts.</p>  <p>Links to support study:  <a href="#">Using Comparative Connectives</a>  <a href="#">How to write a summarising comparison</a>  <a href="#">How to write a comparison of perspectives</a>  <a href="#">Past Papers</a>  <a href="#">English Language Paper 2 Walkthrough</a></p> <p style="text-align: right;">support</p>	<p>Paper 2: Modern Texts- An Inspector Calls.</p> <p>Students study this political play, exploring how Priestley uses language to present his characters and themes. Students also learn about the time in which Priestley was writing, identifying potential messages the writer makes about his world through his text.</p> <p>Links to support study:  <a href="#">An Inspector Calls- BBC Bitesize- Plot</a>  <a href="#">An Inspector Calls- Key characters</a>  <a href="#">An Inspector Calls- Key themes</a>  <a href="#">An Inspector Calls- 10 key quotations</a>  <a href="#">An Inspector Calls- context and messages</a></p> <p>Paper 2: Power and Conflict poetry.</p> <p>Students study 15 poems (and their language, context and messages) related to the theme of 'Power and Conflict' from a range of writers.</p> <p>Link to support study:  <a href="#">Power and Conflict poetry breakdown</a></p> <p>Paper 2: Unseen poetry.</p> <p>Students learn to independently interpret poems they have seen for the first time, including the poets' choices of language and structure. Students also briefly compare how two poems use language to present the same subject matter.</p> <p>Link to support study:  <a href="#">Approaching unseen poetry</a></p>