


Download the MY CHILD AT SCHOOL APP from either the play store or Apple Store.



Once the app has been downloaded it will ask you to generate a pin. This pin is anything that you would like it to be.




Please choose your 5 digit PIN



Forgot PIN?

It will then take you to a page like this. At the bottom it will say forgot password and Redeem Invitation Code. You will need to click on Redeem Invitation Code.

[← Add Account](#)



School ID

Username


Password

[Forgot Password?](#)
[Redeem Invitation Code?](#)

[Add](#)

[← Redeem Your Invitation Code](#)

Once you have clicked on that it will then take you to a page that will look like this.



School ID

Username

Invitation Code

[Redeem Code](#)

< Redeem Your Invitation Code

You will then need to type in the school ID which is 13424 and the username/ Invitation Code that has either been sent to in a separate email or with this guide.



School ID

13424

Username

Invitation Code

Redeem Code

Once you have filled that information out you need to click on Redeem Code. This will then take you to another page which where you will need to put your email address and create a password for your account. Once that is done it will then take you through to the app.