



Remembrance 2021

Medals and Heroes





The Poppy Project at HTA



Since HTA was established, the History Department have taken pride in helping the students to create a poignant and eye-catching display to help us all commemorate Remembrance. This year we are asking for your help again...





This year we are asking you to **make and dedicate a medal**
to go on display for **Remembrance.**

Since March 2020 we have seen a lot of people become our heroes.

The NHS and Key workers who stepped up and gave so much, the parents who home-schooled their children, the carers who carried on caring. Everywhere we looked, positive people prepared to provide in the pandemic.

The Olympics, postponed from 2020, gave us the chance to see heroes compete despite the interruptions and challenges the pandemic had presented.

This year let's use Remembrance to celebrate our heroes,
and **here is how....**





Find out more about war medals and why they are given by clicking on the medal shown here.



- Aluminium Foil
- Small piece of
- Carboard, cut into a
- circle, medallion size
- Glue stick or Elmer's glue
- Ribbon
- Yarn
- Sharpies – any colours
- Scissors
- Tape or stapler or wire* for attaching ribbon to medallion

**If you have jewellery wire nearby, get a more authentic look to your medallion by curling a piece of wire into a loop, then inserting it through a hole in the top of the cardboard*







Look



More 'how to' videos...





There will be an **achievement point** given for each medal that is added to the display. This will also help your **House to gain more points**. Thank you all for watching and we are looking forward to receiving your medals and creating the display.

Thank you
The History Team