



**PARENT**  
**WEEKLY BULLETIN**

WEEK  
BEGINNING  
30/9/2019  
WEEK 1

**YEAR 11 & Y13 INTERNAL ASSESSMENTS BEGIN FOR  
2 WEEKS**

**DIARY DATES—WEEK BEGINNING 30 September 2019**

<b>MONDAY 30 September</b>	<b>Y9 &amp; 10 Blood Brothers trip</b>
<b>TUESDAY 1 October</b>	<b>Early finish at 1.40pm. YEAR 6 OPEN EVENING 3.30-5.30PM</b>
<b>WEDNESDAY 2 October</b>	<b>Y10 &amp; 11 Theatre Trip</b>
<b>THURSDAY 3 October</b>	
<b>Friday 4 October</b>	<b>ENRICHMENT</b>



# WEEKLY NUMERACY PROBLEM



## INSTRUCTIONS

Questions and previous week's solution will be shared on a Monday.

Solutions should be placed in the box by the main reception with students name and tutor group clearly written.

Correct solutions will be awarded points.

Given that the number 2008 is the correct answer to the calculation below, what is  $n$ ?

$$1 - 2 + 3 - 4 + 5 - 6 + \dots + (n - 2) - (n - 1) + n$$

Internal Assessments  
for

Year 11 & Year 13

commence on

Monday 30<sup>th</sup>

September.

You can view your  
child's assessment  
schedule via Edulink.

## PD DAY REMINDER

**A reminder that**

**Friday**

**11th October is a**

**PD day and the**

**school will be**

**closed.**





## LAST WEEK'S NUMERACY SOLUTION

Clearly there must be at least two "on" switches.

If there are two "on" switches and three "off" switches then they can only be set in one way: "off", "on", "off", "on", "off".

Suppose there are three "on" switches and two "off" switches. Let's decide on the position of the "off" switches first and then fill in the gaps with the "on" switches.

We can put the "off" switches in the following places:

Positions 1 and 3 ,

Positions 1 and 4 ,

Positions 1 and 5 ,

Positions 2 and 4 ,

Positions 2 and 5 ,

Positions 3 and 5 .

Therefore there are six ways to arrange three "on" switches and two "off" switches.

Suppose there are four "on" switches and one "off" switch. The "off" switch can be put in any position, so there are five possible ways to arrange these.

If there are five "on" switches there is exactly one way we can arrange these.

Therefore the total number of ways is  $1+6+5+1=13$ .

Alternatively you could represent the possibilities using a tree diagram.



Dear Parents and Carers of Year 7 students.

I would like to invite you to our 'Settling In Evening' which is being held on Tuesday 26th November 2019 from 3:00-4:00pm. This evening gives the school and parents an invaluable opportunity to review progress and to make sure any issues or problems can be addressed early. It also allows us to give praise to the overwhelming majority of students who have made a positive and mature start to their studies at Holy Trinity Academy.

The format of the evening is a short meeting with your son/daughter's Form Tutor who will have access to the latest assessment data for core subjects along with other information such as attendance figures, behaviour and achievement logs.

You will have the opportunity to meet with subject teachers later on in the year during parent's evening.

The appointment, which lasts 10 minutes, will be between 3.00 and 4.00pm. Appointments will be made using the parent booking system. The link for the booking system is on the main page of the school website. Appointments will go live on Tuesday 12th November and will close on 22<sup>nd</sup> November.

On this evening we are also intending to ask for your views on various aspects of your child's education at Holy Trinity Academy. We would be grateful if you would complete an online survey either before or after your appointment.

I look forward to meeting and working closely with you.

Yours sincerely

Mrs A Welsh

Deputy Headteacher

**YEAR 7**

## **EARLY FINISH REMINDER**

**Reminder that school closes early on  
Tuesday 1st October, at 1.40pm,  
for our Year 6 Open Evening.**



Dear Parents/Carers of YEAR 10's only

**Re: English Literature GCSE**

After half term, we will be studying Dickens' 'A Christmas Carol'.


We strongly recommend that, where possible, pupils purchase their own copy of the text. This will enable them to make detailed notes and highlight relevant quotations. It will also provide them with an invaluable revision resource.

The details of the edition we recommend is below, as it is very reasonable (approx. £2.25) on Amazon.

**Publisher:** Wordsworth Editions (15 Jan. 2018)

**ISBN-10:** 1840227567

**ISBN-13:** 978-1840227567



Please note that if you are entitled to Pupil Premium funding, then your child will be issued with a copy by their English teacher. **(We do not have the book for sale in school).**

Thanking you in anticipation of your support.


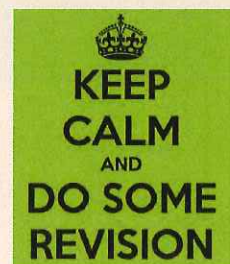
Kind regards

Ms. A. McArthur

Head of English

**Year 11 after school revision 19-20. Autumn term**

Mon	Art & Photography, Business Studies
Tues	Maths
Wed	
Thurs	R.E. 2.45—3.30pm
Fri	Art & Photography



Transport to central locations is available for PP students.

**Students must book transport at the main office 24hours in advance. Students will be charged for transport that is booked but not used.**



## MEDICATION IN SCHOOL

In keeping with the local authority Medication in Schools policy, parents/carers are reminded that all medications that require administering whilst in school must be accompanied by a completed Form Med 1

This form can be accessed on EdulinkOne

Medications include both prescribed and 'over the counter' medicines.

Please ensure that the form is fully completed, signed and handed in with clearly labelled medication which will be stored safely in school.



## READING CLUB

Reading club is available every day after school,

2.40–3.10pm, for any student that wishes to stay or is waiting to be picked up from school. This takes place in the main forum area. Students must bring their book and read silently.

**PLEASE MAKE SURE THAT THE SCHOOL HAS  
A CORRECT PARENT EMAIL ADDRESS IN  
ORDER FOR YOU TO ACCESS THE EDULINK  
COMMUNICATION SYSTEM.**

When sending money into the school office, please make sure it is in a sealed envelope with your child's name and form written clearly on the front of the envelope.

Every student is given a copy of their timetable which should be attached to their planner. Students repeatedly losing their timetable will receive a tick on their standards card, if requesting from the main office.

A reminder that the school office is unable to pass messages on during the school day, other than in an emergency. After school arrangements for the collection of students should be made in advance.



## COMMUNICATIONS BETWEEN PARENTS AND THE SCHOOL

The focus of communications should be to advance student progress either academically or socially.

Parents can communicate by :

- emailing [enquiries@holytrinity.academy](mailto:enquiries@holytrinity.academy)
- using the 'contact us' form on the website
- calling the main office on 01952 386100
- by writing a note in the student planner

Please do not use systems such as Show My Homework to communicate with staff.

Whatever the form of communication, please provide brief details of the nature of the concern.

The school operates a "Zero Tolerance Policy". Whilst we appreciate that parents may be contacting the school regarding a disagreement, it is essential that the matter is dealt with in a professional manner in order to ensure the best outcome for our students. Abuse and rudeness towards staff will not be tolerated.

Please understand that teachers will need **up to 4 working days** to respond to communication requests, as schedules are very busy at school and the answer may involve meeting with other teachers who may have valuable input. More complicated issues may take longer to fully and effectively resolve.

Please do not attend school without having previously made an appointment as this can be very difficult to accommodate due to teaching schedules and other meetings before/ after school. You can arrange for an appointment via the main school office.

Reception staff will ask for brief details of the nature of the communication in order to direct you to the most appropriate person.

Any major behavioural concerns or urgent safeguarding issues should be dealt with via a phone call to the main office to ensure a quick and positive outcome if required. Urgent safeguarding concerns can be reported to Family Connect on 01952 385385. The Pastoral Team will endeavour to deal with urgent issues as quickly as possible, within 48 hours. Please note the pastoral office closes at 3.30pm.

The subject areas and point of contact for communication should be as follows:

AREA OF CONCERN	FIRST POINT OF CONTACT
ACADEMIC	Subject Teacher
PASTORAL (low level)	Form Tutor
PASTORAL (medium level)	Pastoral
ADDITIONAL EDUCATIONAL NEEDS	SENCo
ADMINISTRATIVE / FINANCIAL / SIMS Parent Online	School Office



## HOLY TRINITY PARENTS EVENINGS

2019-2020

23 October 2019	Year 11 & Y13	Online booking system opens 9-21 October 2019
26 November	Year 7 Settling In Evening	Online booking system opens 12 – 22 November 2019
15 January 2020	Year 8	Online booking system opens 20 December 2019 – 13 January 2020
3 March 2020	Year 9	Online booking system opens 14 – 28 February 2020
10 June 2020	Year 7	Online booking system opens 22 May – 8 June 2020
8 July 2020	Year 10	Online booking system opens 24 June – 6 July 2020

### EDULINKONE COMMUNICATION APP FOR ALL PARENTS

#### IMPORTANT INFORMATION

It is with great excitement that I write to introduce you to the new key feature of our parent information and communication system. Going forward, we will be using this system to provide you with essential information about your child/children and their lives here at HTA. It will replace, amongst other things, the SIMS Parent's App.

EduLinkOne is a purpose-built communication tool in the form of an iOS and Android App, with support from a website for those unable to access the apps. For security reasons, the app requires an individual parent/carer login username and password. If you have more than one child at the school, you will only require one account, and all your children will be visible through this.

Going forward from September 2019, HTA will be using EduLink as our default communication system, school letters will be published on the app. This will help us towards reducing our carbon footprint.

*Please check the email address you have given to us in school – as you will have received an app invite from 'edulink' which will enable you to sign up.*

*If you require any app support or would like to withdraw your data from the app, please email us on [EduLink@holytrinity.academy](mailto:EduLink@holytrinity.academy), alternatively call reception on 01952 386100.*



# How to support your child using GCSEPod



## What is GCSEPod?

We are the award-winning experts in mobile learning. We provide highly concentrated **3-5 minute bursts** of audio-visual, **teacher-written learning** which can help to reinforce and consolidate key GCSE topics covered in lessons.


Everything is explained precisely with all the correct **facts, quotes, keywords, dates** and **annotated diagrams**, all mapped to **exam specifications**.

## Does your child know they have access to GCSEPod?

Ensure your child has activated their GCSEPod account by following these simple instructions:

1. Go to [www.gcsepod.com](http://www.gcsepod.com)
2. Click **login**
3. Click **New Here? Get Started**
4. Ensure they've selected they are a **pupil**
5. Enter their personal details as requested
6. Create a **username** and **password**

If your child has already activated their account, they simply need to log in with the username and password they've created.






# How to support your child using GCSEPod



## Watch some pods yourself

Watch a few of our pods yourself so you can see what we're all about. You may **surprise yourself** and learn something you didn't already know.

Why not **watch some pods with your son or daughter** and take it in turns to ask each other questions. You could even turn it into a **competition** – whoever gets the most answers correct gets out of the washing up that night!



## Create a Revision Timetable

The 'My GCSEs' feature has specific playlists for each exam. All content here is **based on exam specifications** and the date of each exam is also shown.

All your child needs to do is click on an upcoming exam, and listen to the playlist. **It's revision made easy!**

Why not use the 'My GCSEs' area to help your son or daughter **create a timetable**, helping them to **stay organised during their exams**.

## Download content in advance

Ask your child to download some pods to their phone or tablet. This way they are **free to listen** to pods on the way to **school, a friend's house** or on **holiday**, without ever having to worry about access to the internet.

Don't forget to go download our **free apps** for iOS and Android devices!





# How to support your child using GCSEPod



## Play GCSEPod on the School Run

Use the time on the way to school to play **GCSEPod in the car**.



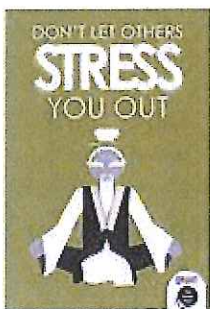
If your journey is quite long, you can **quiz them** on what you've just heard.

You can **listen to GCSEPod anywhere**, even half time at a football match, just remember to download some pods first so **you don't have to worry about internet access!**

## Use GCSEPod to help with homework

We've got over **20 subjects** with **thousands of pods**. If you are helping your son or daughter with a homework task, log into GCSEPod and watch a podcast relevant to the topic.

**GCSEPod is an easier and surer way** to get access to learning materials that are relevant, rather than trawling through the internet!



## Know where to go for more help

Remember that GCSEPod has **lots of support materials**, so please do utilise them as much as possible.

Whether it's a **video or how-to documents** on revision and exam tips, downloading pods or an introduction to the site, **we've got everything you need to help you support your child through their GCSEs**.

For more information on how to use GCSEPod's features such as "My Playlists" and "My GCSEs" visit:

[www.gcsepod.com/parents](http://www.gcsepod.com/parents)



More ideas? Let us know!





Test your child on their pod knowledge with some of these general questions



## General Questions

1. What did you learn from watching the pod?
2. What will you remember?
3. Tell me 3 key words you have learnt from the pod.
4. Tell me everything you know on the topic.
5. How confident do you feel on the subject?
6. Do you think you need to learn more on that subject?
7. What part of the pod interested you the most?
8. What was your favourite part of the pod?
9. Teach me what you've learnt?
10. Where you surprised by what you've learnt?
11. What was your least favourite part?

**Tip:** Print out this page, take it everywhere you go and ask questions when you're in the supermarket, in the car, cooking dinner...

## English Literature Questions

1. What's the book/play about?
2. Can you give me a plot overview?
3. Where is the book/play set?
4. How does the setting (location) reflect the book?
5. Who are the main characters in the book/play?
6. What genre is the book?
7. Do you know any important quotes?
8. What is the structure of the book?
9. What are the book/play's themes?
10. Does the story interest you?

**Tip:** Think of some specific questions on other subjects, like photosynthesis, algebra or WWII.

## Character Questions

1. Who are the 3 main characters of the book/play?
2. What are their relationships with each other?
3. Which social class do they belong too?
4. Do the main characters change by the end of the book/play? How?
5. If you had the chance to talk and ask each character a questions - what would you ask them and why?



## KRAV MAGA SELF DEFENCE

Offer code for HTA students to get 20% off per month. **sept2019**

We are delighted to be starting Krav Maga Self Defences class At Holy Trinity Academy.

It is open to the public and the junior class starts at 5.30pm on a Wednesday for an hour. Age range from 8 to 14.

The adult class starts at 6.30pm on a Wednesday for an hour and a half. Age range from 14 and above.

This is the third club set up in Shropshire and if you're interested for yourself or your child you can attend two classes free to see if you like them.

To book your free trial call Jamie Daniels 07971 915270

Website : <https://liberationkravmaga.com>



The homework club will run between 2.40pm and 4.30pm Monday to Thursday and 2.40 - 3.30pm on a Friday. During this time your child will have full access to the computers and printers at the school to aid their learning.

The sessions will be supervised by a member of the school leadership team.

If there are any issues with any students regarding behaviour, attendance or poor work ethic then they will not be allowed to attend homework club and parents will be informed.

It is vitally important that all pupils sign in at reception to show they are on site after 2.40pm.

Consequently, any student who is booked into homework club and then chooses to leave school instead of staying on site will have their place removed. As you will appreciate this is for safeguarding reasons.

The cost of the homework club is £50 per term. Any pupil who is in receipt of pupil premium can attend the club without charge but must still complete the slip on the letter.

All monies must be paid on a termly basis by cash or cheque, made payable to Telford & Wrekin Council (this should be placed in an envelope with the child's name and form clearly written on the front). Please note that payments booked are non-refundable.

IF YOU ARE INTERESTED IN THIS FACILITY, PLEASE ASK YOUR CHILD TO REQUEST A LETTER FROM THE OFFICE OR YOU CAN DOWNLOAD A COPY FROM OUR WEBSITE UNDER 'LETTERS'

### Pastoral

The pastoral team have the following intervention courses about to start in school. These are small groups looking at specific needs. For year 10 and 11's these will be offered on a 1-1 basis.

If you feel your child would benefit from any of the following please contact the pastoral team as soon as possible.

Building positive Friendships

Anger Management

Behaviour and emotions

Self-esteem and Confidence

Safeguarding – leaflet attached

A Montgomery



Children are using smart devices from a much younger age than ever before. It's why it's essential we talk to our children about how to use them safely. There are so many positive benefits to the new technology at our disposal these days - however there are plenty of downsides too. As a parent, it's important you understand these risks and how you can take steps to protect your family against them.

## 1 PUT YOURSELF IN CONTROL

Make use of the parental control settings available to you. With most devices, you're able to change the settings to control the content your child has access to. This isn't difficult to do, as you'll often find guidance in the instructions that come with the device. By setting a private pin code on certain devices, you can make sure your child can only access it when you allow it.

2



## PROTECTING ANDROID DEVICES

You can set up restricted users on Android tablets through a Google account. Open the settings menu (look for a cog icon) and select the 'Users' option. Here you can add a new restricted user. After setting up a password and username, select which applications you want to restrict access to. On an Android smartphone it's similar, but first select 'Parental Controls' in the play store.

## 3 PROTECTING APPLE DEVICES

For Apple devices, you can simply visit the preferences/settings menu and within 'General' there is an option for 'Restrictions'. Here you can turn off any applications or features on your child's device that you do not want them to have access to.



4



## THINK ABOUT ALL YOUR SMART DEVICES

As well as tablets and smartphones, you should think about any device in your home connected to the Internet: a games console, a media hub, or a personal computer. In each case you can usually find parental controls in the settings. Think carefully about how much access you want to allow your child, especially when it comes to accessing the Internet.

5



## MAKE SEARCHING MUCH SAFER

Most search engines, such as Google, Bing or Yahoo, have a 'safe search' setting. You should activate this. Otherwise, it's extremely easy for a seemingly harmless search on the Internet to return unexpected and inappropriate results. Depending on the browser you're using, go to the settings and search for 'safe search'. Make sure you save the change so it defaults each time you open the browser. This will seriously reduce the chances of your child being exposed to something they shouldn't be.



1



National Online Safety®

#WakeUpWednesday

# 9 Top Tips To Get Smart About children's devices


6

## REGULARLY CHECK SOCIAL MEDIA SETTINGS

Before you allow your child to use social media, you should discuss the dangers with them. You should also make sure you're able to access their profile and privacy settings and check them regularly. The companies behind social media platforms often make privacy changes without making it very obvious to the user, such as Facebook's introduction of facial recognition software.



7



## DON'T LET PEOPLE SEE WHERE YOU ARE

Location software sounds useful for seeing where your child is, but it also provides the opportunity for others to locate your child too. For safety, it's a good idea to disable location software on all devices or at least turn it off when it's not required. Also, be mindful of specific apps that record running routes or locations where your child might be playing a game. Talk to your child about why these can be dangerous and how to turn the setting on and off as required.

## 8 WATCH OUT FOR FAKE PROFILES

Sadly, social media presents an enormous opportunity for the likes of paedophiles to set up fake profiles and interact with children. Keep a track of the people your child interacts with on social media and if you do not recognise a user as a friend, consider blocking them.



9

## KEEP A CHECK ON SCREEN TIME

Managing how much time we spend on screens is a new challenge for us all. It's critically important when it comes to children, especially younger children who are still developing. It's not just a case of setting arbitrary time limits. Guidelines published by The Royal College of Pediatrics and Child Health suggests it's more important to consider the 'context and content' of what the screen is being used for. Still, it is helpful to put limits on devices using 'Guided Access' functions, which you can find in the settings of certain devices.



## Meet our expert

Emma Davis was a secondary school Computer Science teacher for more than a decade. Since leaving education, she has been working in a cyber security firm delivering cyber awareness training to businesses and carrying out network testing. She is a mother of a five-year-old, she's had vast experience of controlling and managing how children access online services and use apps.

